

ROBOTIQ PALLETIZING SOLUTION

Simplicity Meets Flexibility



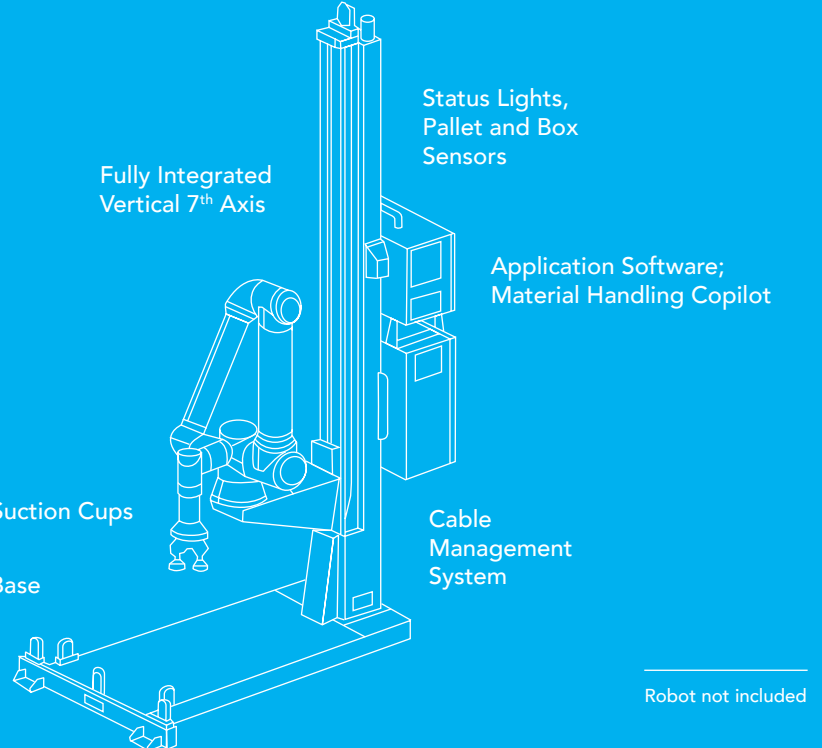
**AUTOMATICALLY
GENERATED AND OPTIMIZED
SMOOTH MOTION**

**UP TO
13 BOXES PER MINUTE**

**START
PRODUCTION
FASTER**

Ease-of-use is redefined with the Robotiq Palletizing Solution. Open the box, and the hardware and software is already connected. Plan your set-up in just three steps directly on the robot control device.

WHAT'S IN THE BOX?

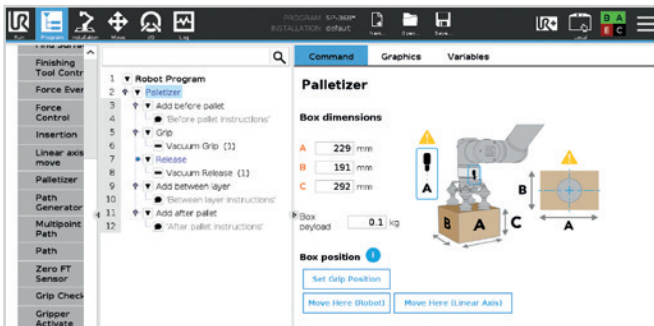


SET-UP YOUR APPLICATION IN 3 EASY-STEPS

Enjoy a quick and 3 easy step set-up through our user-friendly platform.

Experience how seamless it is to use our application software called Material Handling Copilot. Generate and automatically optimize all trajectories and robot movements. Ready, set and go!

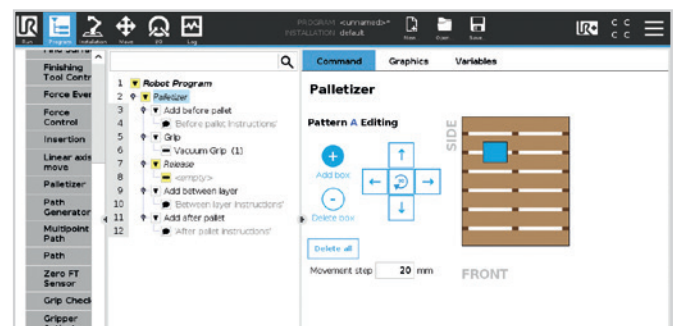
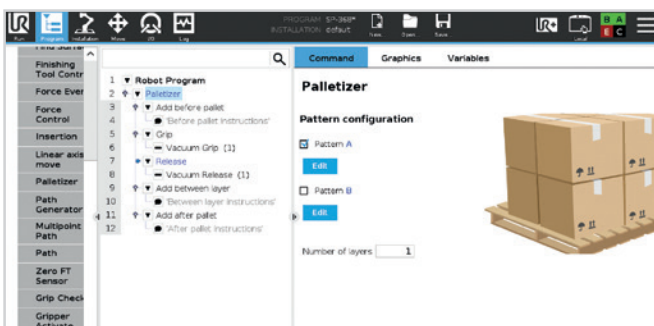
1 ENTER BOX DIMENSIONS & WEIGHT



2 ENTER PALLET DIMENSIONS



3 SET PALLET PATTERN



IT'S ALL CONNECTED

No need to design or program the connection between the robot controller and 7th axis or box sensor; we've done it.

All the elements included in the box are connected, so you don't have to spend any time on this.

HIGH PERFORMANCE

Earn an ROI faster than with other cobot solutions, because of the high performance cycle time.


What makes it perform so well? Optimized, synchronized motion control of the cobot and 7th axis. Plus, seamless movements also mean a longer life cycle for your cobot.

FITS EASILY WITHIN YOUR EXISTING FLOOR PLAN

The Robotiq Palletizing Solution fits easily within your existing floor plan, given its small footprint. No need to reorganize your floor layout around a central robot.

SAFETY FIRST

Because safety is crucial, we have built an environment for safe integration. We also support third-party safeguard devices.



AIRPICK INCLUDED

With the Robotiq Palletizing Solution, you don't need to buy components from different sources. Our AirPick vacuum gripper is included.

- Industrial grade components
- Powerful vacuum flow
- Compact design
- Low noise
- Low maintenance

THE CONFIGURATOR

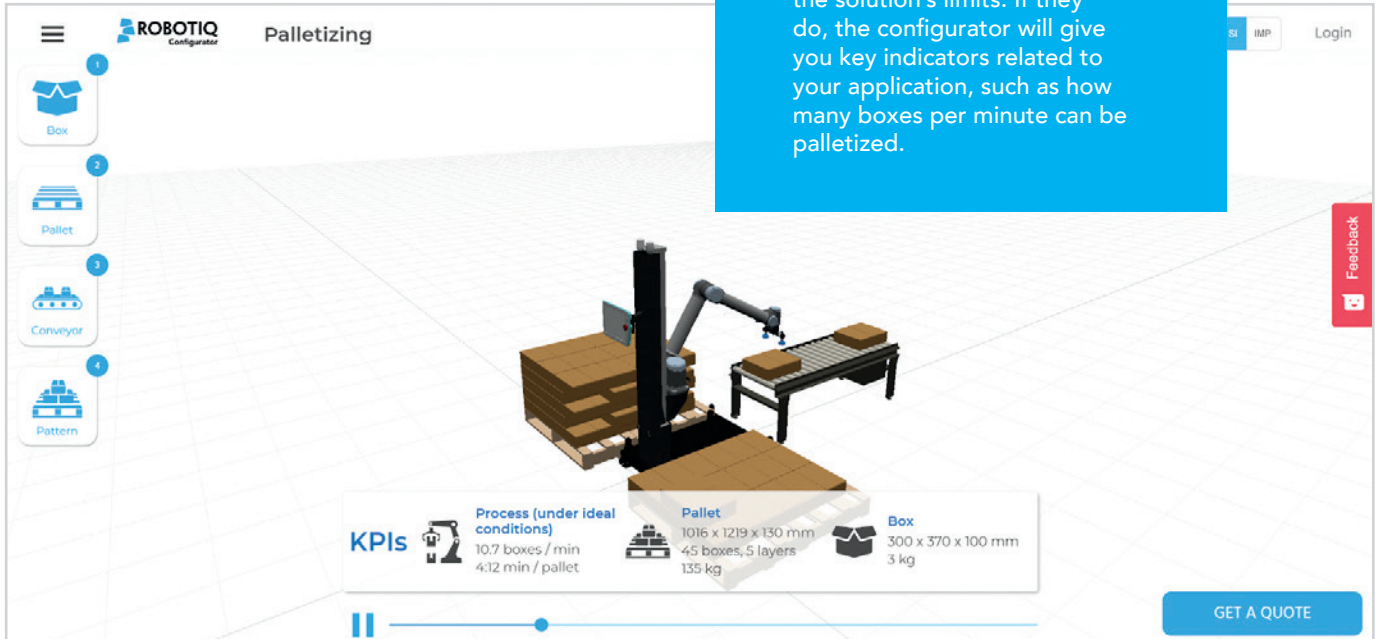
**Still not sure our solution is for you?
Easily validate product fit for your situation
with the Configurator.**

Validate your KPIs straight from the start.
Validate your throughput with your own data!

All you need:

1. Box dimensions and weight
2. Pallet dimensions
3. Pallet pattern

Upon entering this information, you will find out if your boxes, pallets, and patterns fall within the solution's limits. If they do, the configurator will give you key indicators related to your application, such as how many boxes per minute can be palletized.



SPECIFICATIONS

Box	
Max Box weight	Up to 8 kg <i>Up to 17.5 lb</i>
Max Box throughput	Up to 13 boxes/min*
Min Box dimensions	50 x 50 x 50 mm <i>2 x 2 x 2 in</i>

*Depends on box weight, dimensions, surface, pallet dimensions and layouts.

Pallet	
Pallet dimensions - width	from 300 to 1219 mm <i>from 12 to 48 in</i>
Pallet dimensions - depth	from 300 to 1219 mm <i>from 12 to 48 in</i>
Pallet height (empty)	min 25mm <i>min 2 in</i>
Pallet height (filled)	max 2200mm <i>max 87 in</i>
Max number of box patterns	2

WHAT'S NEXT?

Get access to
the Robotiq Palletizing Solution at
robotiq.com

For further information



www.automationdistribution.com

© Robotiq 2020



robotiq.com