

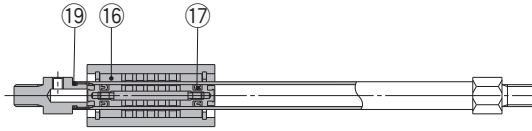
Series CY3B

ø6, ø10, ø15, ø20, ø25
ø32, ø40, ø50, ø63

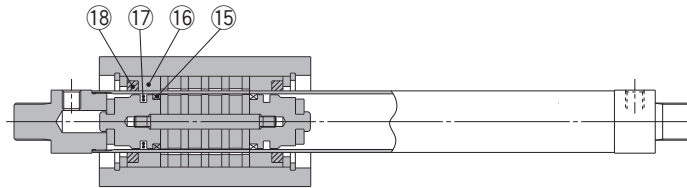
Replacement
Procedure is
p.315

Construction

Basic type CY3B6

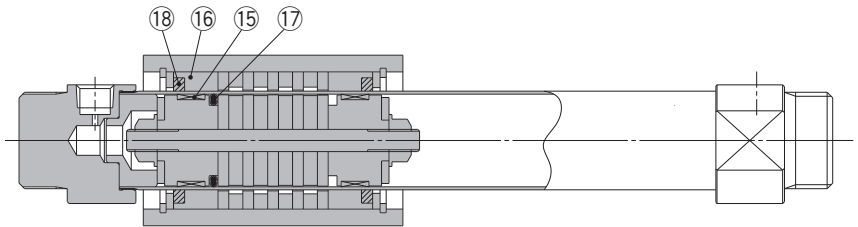


CY3B10, 15

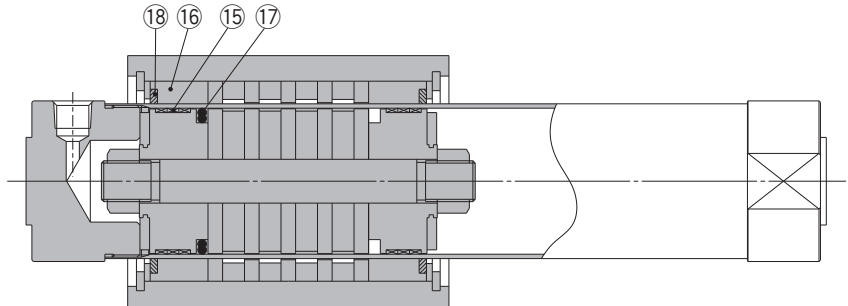


* The above drawing is ø15. (3 magnets are used in ø10.)

CY3B20 to 40



CY3B50, 63



* The numbers are the same as the "Construction" of the Best Pneumatics No.2 Series CY3B.

Seal Kit List

No.	Description	Material	Note
15	Wear ring A	Special resin	ø6, ø10: Not available
16	Wear ring B	Special resin	
17	Piston seal	NBR	
18	Lubretainer	Special resin	ø6: Not available
19	Cylinder tube gasket	NBR	ø6, ø10 only

* Seal kit includes a grease pack (ø6, ø10: 5 and 10 g, ø15 to ø63: 10 g).
Order with the following part number when only the grease pack is needed.

Grease pack part no. for ø6, ø10: GR-F-005 (5 g) for external sliding sections
GR-S-010 (10 g) for tubing interior

Grease pack part no. for ø15 to ø63: GR-S-010 (10 g)

Replacement Parts/Seal Kit

Bore size (mm)	Kit no.	Contents
6	CY3B6-PS	Set of left nos. 16, 17, 19
10	CY3B10-PS	Set of left nos. 16, 17, 18, 19
15	CY3B15-PS	Set of left nos. 15, 16, 17, 18
20	CY3B20-PS	
25	CY3B25-PS	
32	CY3B32-PS	
40	CY3B40-PS	
50	CY3B50-PS	
63	CY3B63-PS	

Note 1) Seal kits are sets consisting of numbers 15 through 19. Order using the kit number corresponding to each bore size.

Note 2) Adhesive glue is applied to the thread fixed section of the head cover and cylinder tube. Contact SMC if the head cover removal is difficult.

Note 3) For wear ring A of ø10, please consult with SMC.