

Series CQSK

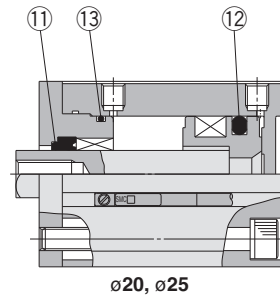
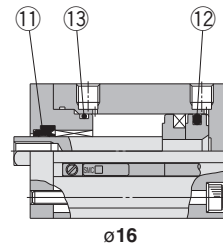
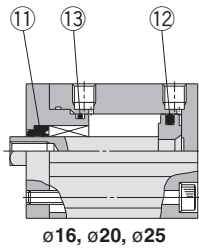
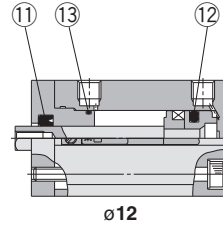
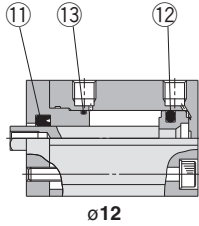
ø12, ø16, ø20, ø25

Replacement Procedure is P.290

Construction

Basic style

With auto switch (built-in magnet)



* The numbers are the same as the "Construction" of the Best Pneumatics No.2 Series CQSK.

Seal Kit List

No.	Description	Material	Note
①	Rod seal	NBR	
②	Piston seal		
③	Tube gasket		

Replacement Parts: Seal Kit

Bore size (mm)	Kit no.	Contents
12	CQSKB12-PS	Set of left nos. ①, ②, ③.
16	CQSKB16-PS	
20	CQSKB20-PS	
25	CQSKB25-PS	

* Seal kit includes ①, ②, ③. Order the seal kit, based on each bore size.

* Since the seal kit does not include a grease pack, order it separately.

Grease pack part no.: GR-S-010 (10 g)

Actuators

Modular F.R.L.
Pressure Control Equipment

Air Preparation
Equipment

Industrial Filters

Replacement
Procedure

Actuators

Modular F.R.L.
Pressure Control Equipment

Industrial Filters