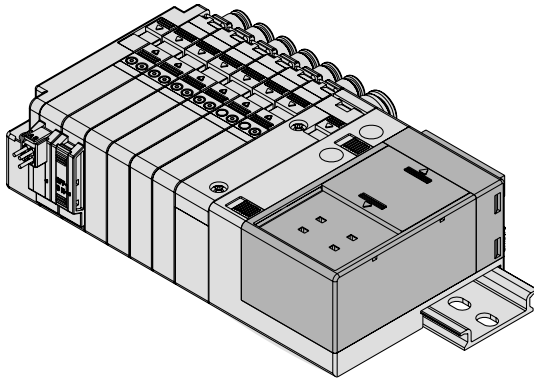


Integrated Type/For Output Series EX180



- ★ Thinner unit with low height
- ★ Maximum 32 outputs

SJ2000/3000



How to Order SI Unit

EX180-S **DN1**

Communication protocol

DN1	DeviceNet (32 outputs)
DN2	DeviceNet (16 outputs)
MJ1	CC-Link (32 outputs)

Note) Please consult SMC for networks other than those mentioned above.

Communication connector configuration

Nil	T branching type
A	Straight type

Note) Communication and power supply connectors are included.

How to Order Option

Communication connector

This is a connector to connect to the network cable. This is included when shipped.

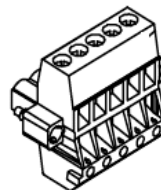
EX180-C **DN** **1**

Communication protocol


DN	For EX180-SDN□
MJ	For EX180-SMJ1

Communication connector configuration

1	T branching type
2	Straight type



EX180-C□□1

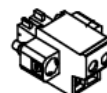


EX180-C□□2

Power supply connector

This is a connector to supply power. This is included when shipped.

EX180-CP1



SI Unit Specifications

Model		EX180-SDN1 EX180-SDN2	EX180-SMJ1
Communication specification	Applicable system	Protocol	DeviceNet
		Version ^{Note 1)}	Release 2.0
	Communication speed	125 k/250 k/500 kbps	156 k/625 kbps 2.5 M/5 M/10 Mbps
	Specified file ^{Note 2)}	EDS file	—
	Occupied area (Number of inputs/outputs)	SDN1: 0/32 SDN2: 0/16	32/32 (1 station, remote I/O stations)
Terminal resistor	Not applicable	Built in the unit (Switch setting, 110 Ω)	
Power supply	For unit	11 to 25 VDC	15 to 30 VDC
	For valve	24 VDC \pm 10%/-5%	
Internal current consumption (Unit)		70 mA or less	50 mA or less
Output specification	Output type	NPN output (+COM.)	
	Number of outputs	SDN1: 32 points SDN2: 16 points	32 points
	Connection load	Series SJ2000/3000 manifold valves	
	Output when communication error occurs	Hold/Clear (Switch setting)	
Environmental resistance	Enclosure	IP20	
	Operating temperature range	-10 to 50°C	
	Operating humidity range	35 to 85%RH (With no condensation)	
	Withstand voltage	500 VAC for 1 min. between external terminals and FG	
	Insulation resistance	10 MΩ or more (500 VDC) between external terminals and FG	
	Vibration resistance	10 to 55 Hz with a 0.5 mm amplitude in each X, Y, Z direction for 2 hrs (De-energized)	
	Impact resistance	147 m/s ² , in each X, Y, Z direction, 3 times (De-energized)	
Standard		CE marking, UL (CSA)	
Accessory		Communication connector 1 pc., Power connector 1 pc.	Communication connector 1 pc., Power connector 2 pcs.

Note 1) Please note that the version is subject to change

Note 2) Each file can be downloaded from SMC's website (<http://www.smcworld.com/>).

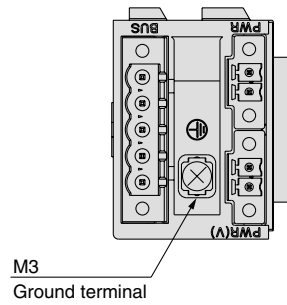
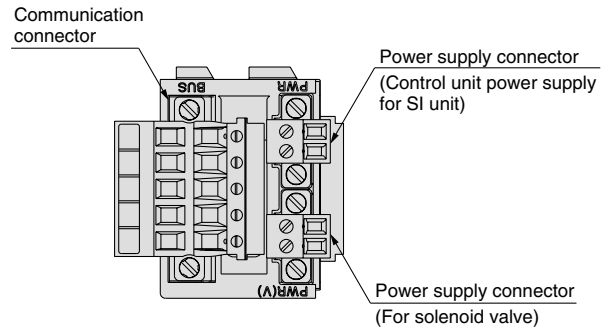
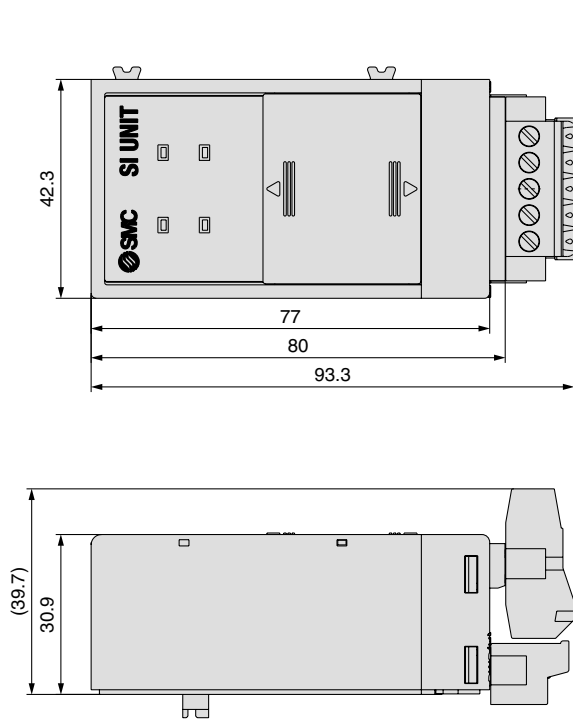
Note 3) For detailed specifications other than the above, refer to the separate technical operation manual that can be downloaded from SMC's website (<http://www.smcworld.com/>).

EX

Series EX180

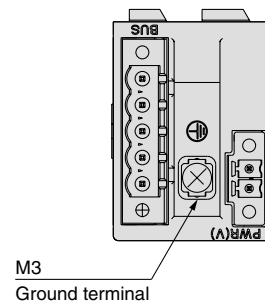
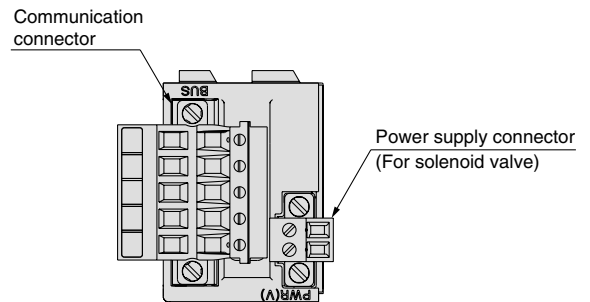
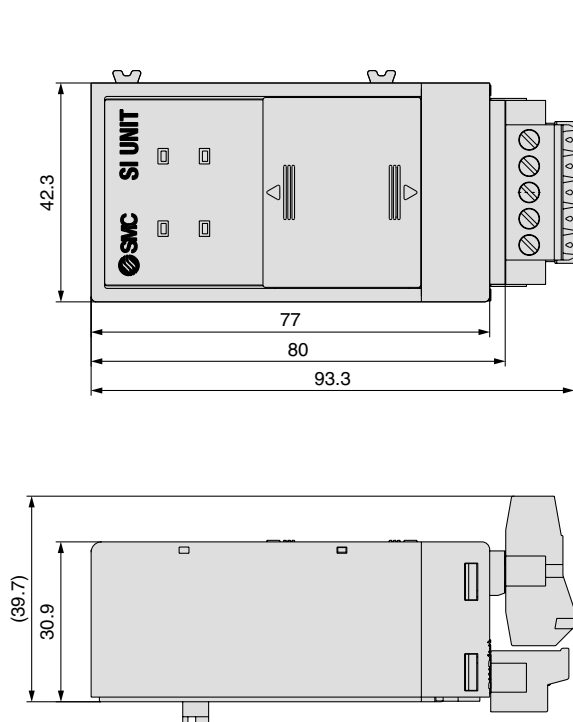
SI Unit Dimensions / Parts Description

EX180-SMJ1



Before mounting connector (accessory)

EX180-SDN1, SDN2



Before mounting connector (accessory)